


4657 m.

GRAN PREMI MONSTER ENERGY DE CATALUNYA

Free Practice Nr. 1

Classification

3

		Rider	Nation	Team	Motorcycle	Time	Lap Total	Gap	Top Speed
1	41	Aleix ESPARGARO	SPA	Aprilia Racing Team Gresini	APRILIA	1'40.378	17 18		347.2
2	21	Franco MORBIDELLI	ITA	Petronas Yamaha SRT	YAMAHA	1'40.402	5 19	0.024 0.024	341.7
3	44	Poi ESPARGARO	SPA	Repsol Honda Team	HONDA	1'40.751	6 19	0.373 0.349	348.3
4	12	Maverick VIÑALES	SPA	Monster Energy Yamaha MotoGP	YAMAHA	1'40.753	8 24	0.375 0.002	345.0
5	5	Johann ZARCO	FRA	Pramac Racing	DUCATI	1'40.767	10 19	0.389 0.014	349.5
6	20	Fabio QUARTARARO	FRA	Monster Energy Yamaha MotoGP	YAMAHA	1'40.853	5 20	0.475 0.086	343.9
7	88	Miguel OLIVEIRA	POR	Red Bull KTM Factory Racing	KTM	1'40.927	7 18	0.549 0.074	346.1
8	36	Joan MIR	SPA	Team SUZUKI ECSTAR	SUZUKI	1'40.960	5 16	0.582 0.033	347.2
9	43	Jack MILLER	AUS	Ducati Lenovo Team	DUCATI	1'40.991	10 20	0.613 0.031	352.9
10	63	Francesco BAGNAIA	ITA	Ducati Lenovo Team	DUCATI	1'41.085	11 18	0.707 0.094	347.2
11	30	Takaaki NAKAGAMI	JPN	LCR Honda IDEMITSU	HONDA	1'41.134	5 20	0.756 0.049	345.0
12	89	Jorge MARTIN	SPA	Pramac Racing	DUCATI	1'41.185	15 15	0.807 0.051	350.6
13	93	Marc MARQUEZ	SPA	Repsol Honda Team	HONDA	1'41.208	6 20	0.830 0.023	346.1
14	9	Danilo PETRUCCI	ITA	Tech 3 KTM Factory Racing	KTM	1'41.254	17 20	0.876 0.046	346.1
15	46	Valentino ROSSI	ITA	Petronas Yamaha SRT	YAMAHA	1'41.267	5 20	0.889 0.013	343.9
16	27	Iker LECUONA	SPA	Tech 3 KTM Factory Racing	KTM	1'41.357	5 18	0.979 0.090	340.6
17	23	Enea BASTIANINI	ITA	Avintia Esponsorama	DUCATI	1'41.363	9 19	0.985 0.006	345.0
18	73	Alex MARQUEZ	SPA	LCR Honda CASTROL	HONDA	1'41.437	4 21	1.059 0.074	347.2
19	10	Luca MARINI	ITA	SKY VR46 Avintia	DUCATI	1'41.464	11 19	1.086 0.027	343.9
20	33	Brad BINDER	RSA	Red Bull KTM Factory Racing	KTM	1'41.512	11 19	1.134 0.048	349.5
21	32	Lorenzo SAVADORI	ITA	Aprilia Racing Team Gresini	APRILIA	1'41.744	17 18	1.366 0.232	341.7

Practice condition: **Dry**Air: **25°**Humidity: **57%**Ground: **30°**

Fastest Lap:	Lap: 17	Aleix ESPARGARO	1'40.378	167 Km/h
Best Race Lap:		New track layout		
All Time Lap Record:	2021	Aleix ESPARGARO	1'40.378	167.0 Km/h

The results are provisional until the end of the limit for protest and appeals.

Time limit for protest expires 30' after publication of the results - Time:

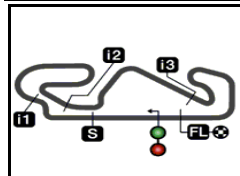
These data/results cannot be reproduced, stored and/or transmitted in whole or in part by any manner of electronic, mechanical, photocopying, recording, broadcasting or otherwise now known or herein after developed without the previous express consent by the copyright owner, except for reproduction in daily press and regular printed publications on sale to the public within 60 days of the event related to those data/results and always provided that copyright symbol appears together as follows below.

© DORNA, 2021

Official MotoGP Timing by **TISSOT**
www.motogp.com

Barcelona, Friday, June 04, 2021





4657 m.

GRAN PREMI MONSTER ENERGY DE CATALUNYA

Free Practice Nr. 1

Top Speed & Average

4



Rider	Nation	Motorcycle	Top 5 speeds					Average	Top
43 Jack MILLER	AUS	DUCATI	352.9	351.7	351.7	350.6	350.6	351.5	352.9
89 Jorge MARTIN	SPA	DUCATI	350.6	348.3	348.3	348.3	343.9	347.2	350.6
5 Johann ZARCO	FRA	DUCATI	349.5	348.3	347.2	346.1	346.1	347.4	349.5
33 Brad BINDER	RSA	KTM	349.5	349.5	348.3	348.3	347.2	348.6	349.5
44 Pol ESPARGARO	SPA	HONDA	348.3	347.2	346.1	345.0	345.0	346.1	348.3
36 Joan MIR	SPA	SUZUKI	347.2	346.1	346.1	346.1	345.0	346.1	347.2
41 Aleix ESPARGARO	SPA	APRILIA	347.2	347.2	347.2	346.1	346.1	346.7	347.2
63 Francesco BAGNAIA	ITA	DUCATI	347.2	347.2	346.1	346.1	345.0	346.3	347.2
73 Alex MARQUEZ	SPA	HONDA	347.2	346.1	346.1	346.1	346.1	346.3	347.2
9 Danilo PETRUCCI	ITA	KTM	346.1	342.8	342.8	342.8	341.7	342.8	346.1
88 Miguel OLIVEIRA	POR	KTM	346.1	345.0	341.7	341.7	338.5	341.9	346.1
93 Marc MARQUEZ	SPA	HONDA	346.1	346.1	346.1	345.0	345.0	345.7	346.1
12 Maverick VIÑALES	SPA	YAMAHA	345.0	345.0	345.0	343.9	343.9	344.3	345.0
23 Enea BASTIANINI	ITA	DUCATI	345.0	343.9	343.9	342.8	341.7	343.5	345.0
30 Takaaki NAKAGAMI	JPN	HONDA	345.0	345.0	345.0	343.9	343.9	344.6	345.0
10 Luca MARINI	ITA	DUCATI	343.9	342.8	341.7	339.6	338.5	341.3	343.9
20 Fabio QUARTARARO	FRA	YAMAHA	343.9	343.9	342.8	342.8	341.7	342.4	343.9
46 Valentino ROSSI	ITA	YAMAHA	343.9	341.7	341.7	341.7	340.6	341.7	343.9
21 Franco MORBIDELLI	ITA	YAMAHA	341.7	341.7	340.6	340.6	340.6	340.8	341.7
32 Lorenzo SAVADORI	ITA	APRILIA	341.7	339.6	339.6	334.3	333.3	336.4	341.7
27 Iker LECUONA	SPA	KTM	340.6	337.5	337.5	336.4	335.4	337.5	340.6

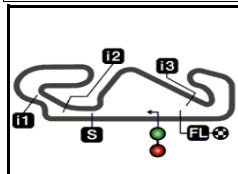
These data/results cannot be reproduced, stored and/or transmitted in whole or in part by any manner of electronic, mechanical, photocopying, recording, broadcasting or otherwise now known or herein after developed without the previous express consent by the copyright owner, except for reproduction in daily press and regular printed publications on sale to the public within 60 days of the event related to those data/results and always provided that copyright symbol appears together as follows below.

© DORNA, 2021

Official MotoGP Timing by TISSOT
www.motogp.com



Barcelona, Friday, June 04, 2021



4657 m.

GRAN PREMI MONSTER ENERGY DE CATALUNYA

Free Practice Nr. 1

Chronological Analysis of Performances

5

* Lap / Sector time cancelled

T1 Time from finish line to 1st intermediate

T3 Time from 2nd intermed. to 3rd intermed.

P Crossing the finish line in pit lane

T2 Time from 1st intermed. to 2nd intermed.

T4 Time from 3rd intermediate to finish line

**Tyre data subject to further updates

Lap	Lap Time	T1	T2	T3	T4	Speed	Lap	Lap Time	T1	T2	T3	T4	Speed
1st	41	Alex ESPARGARO		APRILIA	SPA		11	1'40.992	17.181	31.752	20.776	31.283	340.6
		Aprilia Racing Team Gresini					12	1'40.602	* 17.049	31.656	20.799	31.098*	340.6
		Runs=3 Total laps=18 Full laps=13					13	2'02.795 P	17.955	36.771	24.965	43.104	339.6
Run #	1	Front Tyre	Slick-Soft	Rear Tyre	Slick-Medium		Run #	3	Front Tyre	Slick-Soft	Rear Tyre	Slick-Medium	
			New Tyre		New Tyre				13 Laps at start			13 Laps at start	
1	2'31.861	20.385	33.531	21.537	32.132	201.4	14	7'46.333	21.385	34.380	21.539	32.009	159.7
2	1'42.318	17.601	32.210	21.006	31.501	342.8	15	1'46.930	19.163	35.148	21.136	31.483	339.6
3	1'41.745	17.364	32.082	20.928	31.371	345.0	16	1'41.227	17.292	31.832	20.815	31.288	338.5
4	1'44.692	17.832	34.226	21.251	31.383	346.1	17	1'41.094	17.101	31.897	20.780	31.316	338.5
5	1'41.151	17.359	31.938	20.668	31.186	338.5	18	1'41.379	17.208	31.978	20.796	31.397	340.6
6	1'40.751	17.208	31.771	20.623	31.149	339.6	19	1'41.381	17.200	31.996	20.858	31.327	339.6
7	1'58.648 P	19.519	35.679	21.466	41.984	334.3							
Run #	2	Front Tyre	Slick-Soft	Rear Tyre	Slick-Medium		3rd	44	Poi ESPARGARO		HONDA	SPA	
			7 Laps at start		7 Laps at start				Runs=3	Total laps=19	Full laps=14		
			New Tyre		New Tyre								
8	6'53.325	22.206	34.099	21.740	33.040	155.1	Run #	1	Front Tyre	Slick-Soft	Rear Tyre	Slick-Medium	
9	1'41.739	17.370	32.012	21.035	31.322	343.9			New Tyre		New Tyre		
10	1'41.186	17.278	31.965	20.696	31.247	345.0	1	2'03.178	19.676	34.672	21.706	32.046	222.2
11	1'41.118	17.181	31.914	20.789	31.234	345.0	2	1'43.227	17.554	32.295	21.280	32.098	318.5
12	1'45.675	18.827	34.456	21.064	31.328	347.2	3	1'41.724	17.336	31.875	21.196	31.317	342.8
13	2'13.166 P	26.729	40.113	23.218	43.106	346.1	4	1'42.107	17.241	31.978	21.208	31.680	326.2
Run #	3	Front Tyre	Slick-Medium	Rear Tyre	Slick-Medium		5	1'40.837	17.237	31.791	20.696	31.113	345.0
			New Tyre		New Tyre		6	1'40.751	17.104	31.765	20.742	31.140	339.6
14	9'48.517	19.605	32.776	20.881	31.381	192.1	7	2'00.656 P	17.328	38.714	22.007	42.607	327.2
15	1'40.992	17.181	31.904	20.730	31.177	346.1	Run #	2	Front Tyre	Slick-Soft	Rear Tyre	Slick-Medium	
16	1'40.730	17.107	31.783	20.665	31.175	342.8			7 Laps at start		7 Laps at start		
17	1'40.378	17.057	31.695	20.614	31.012	347.2	8	8'09.869	23.535	36.370	21.361	35.200	158.5
18	1'49.238	18.457	35.705	22.921	32.155	347.2	9	1'43.402	17.487	32.748	21.627	31.540	336.4
Run #	1	Front Tyre	Slick-Soft	Rear Tyre	Slick-Medium		10	1'41.387	17.238	31.989	20.809	31.351	339.6
			New Tyre		New Tyre		11	1'41.232	17.109	32.014	20.825	31.284	347.2
1	2'44.827	22.449	35.839	22.521	33.194	185.8	12	1'40.952	17.035	31.876	20.794	31.247	345.0
2	1'42.649	17.739	32.127	21.175	31.608	336.4	13	1'41.040	17.012	31.973	20.803	31.252	345.0
3	1'41.483	17.308	31.811	21.040	31.324	339.6	14	1'59.657 P	18.207	35.637	22.602	43.211	346.1
4	1'40.918	17.177	31.593	20.817	31.331	340.6	Run #	3	Front Tyre	Slick-Soft	Rear Tyre	Slick-Medium	
5	1'40.402	17.076	31.498	20.721	31.107	341.7			14 Laps at start		14 Laps at start		
6	1'48.625	17.755	36.024	22.326	32.520	340.6	15	7'34.274	19.742	33.636	21.138	31.538	221.3
7	1'40.494	17.137	31.602	20.683	31.072	340.6	16	1'45.383	17.148	32.111	20.709	35.415	343.9
8	1'59.115 P	17.436	34.310	22.983	44.386	340.6	17	1'46.783	17.616	34.460	21.269	33.438	329.2
Run #	2	Front Tyre	Slick-Soft	Rear Tyre	Slick-Medium		18	1'41.373	17.188	31.971	20.833	31.381	348.3
			8 Laps at start		8 Laps at start		19	1'43.125	17.063	31.951	20.959	33.152	341.7
9	7'49.172	22.514	33.950	21.315	31.720	135.3							
10	1'40.708	17.193	31.771	20.706	31.038	341.7							

Fastest Lap: Alex ESPARGARO Aprilia Racing Team SPA **1'40.378** 17.057 31.695 20.614 31.012

These data/results cannot be reproduced, stored and/or transmitted in whole or in part by any manner of electronic, mechanical, photocopying, recording, broadcasting or otherwise now known or herein after developed without the previous express consent by the copyright owner, except for reproduction in daily press and regular printed publications on sale to the public within 60 days of the event related to those data/results and always provided that copyright symbol appears together as follows below.
© DORNA, 2021



Free Practice Nr. 1

MotoGP

Lap	Lap Time	T1	T2	T3	T4	Speed	Lap	Lap Time	T1	T2	T3	T4	Speed	
4th	12	Maverick VIÑALES				YAMAHA	SPA	15	5'43.971	19.447	33.543	21.143	31.721	194.5
Monster Energy Yamaha MotoGP							16	1'41.581	17.120	32.079	20.886	31.496	345.0	
Runs=2 Total laps=24 Full laps=20							17	1'41.648	17.169	32.145	20.865	31.469	343.9	
Run #	1	Front Tyre	Slick-Soft	Rear Tyre	Slick-Medium		18	1'41.540	16.980	32.182	20.801	31.577	349.5	
		New Tyre		New Tyre			19	1'41.830	17.049	32.258	20.962	31.561	342.8	
1	1'54.080	19.508	33.769	21.876	32.976	224.0								
2	1'43.426	17.724	32.618	21.291	31.793	328.2								
3	1'42.410	17.686	32.205	21.065	31.454	345.0								
4	1'41.590	17.334	31.899	20.873	31.484	340.6								
5	1'41.299	17.206	31.909	20.801	31.383	340.6								
6	1'42.086	17.098	31.772	21.483	31.733	343.9								
7	1'40.849	17.061	31.817	20.757	31.214	343.9								
8	1'40.753	16.982	31.815	20.706	31.250	343.9								
9	1'54.011 P	17.906	32.701	21.309	42.095	334.3								
Run #	2	Front Tyre	Slick-Soft	Rear Tyre	Slick-Medium									
		9 Laps at start		9 Laps at start										
10	6'00.818	20.691	36.686	21.676	32.010	193.2								
11	1'42.637	17.391	32.220	20.843	32.183	340.6								
12	1'41.639	17.247	32.071	20.832	31.489	345.0								
13	1'41.216	17.107	31.982	20.746	31.381	343.9								
14	1'43.120	17.199	33.062	20.931	31.928	340.6								
15	1'41.321	17.091	32.051	20.838	31.341	341.7								
16	1'43.251 *	17.122	32.872	21.646*	31.611	339.6								
17	1'41.510	17.110	32.085	20.825	31.490	341.7								
18	1'41.591	17.089	32.137	20.853	31.512	342.8								
19	1'41.729	17.104	32.216	20.804	31.605	341.7								
20	1'47.989	18.388	36.483	20.931	32.187	340.6								
21	1'46.799	18.765	35.289	21.025	31.720	343.9								
22	1'44.003	17.276	32.172	22.498	32.057	341.7								
23	1'41.755	17.103	32.212	20.887	31.553	341.7								
24	1'44.399	17.166	33.553	21.823	31.857	345.0								
6th	20	Fabio QUARTARARO				YAMAHA	FRA							
Monster Energy Yamaha MotoGP														
Runs=3 Total laps=20 Full laps=15														
Run #	1	Front Tyre	Slick-Soft	Rear Tyre	Slick-Medium									
		New Tyre		New Tyre										
1	3'14.533	19.766	34.284	21.941	32.663	213.4								
2	1'42.719	17.732	32.345	20.977	31.665	335.4								
3	1'41.357	17.314	31.930	20.758	31.355	340.6								
4	1'41.151	17.387	31.838	20.772	31.154	341.7								
5	1'40.853	17.146	31.809	20.713	31.185	341.7								
6	1'41.006	17.085	31.822	20.767	31.332	342.8								
7	2'01.364 P	17.760	35.530	23.089	44.985	340.6								
Run #	2	Front Tyre	Slick-Soft	Rear Tyre	Slick-Medium									
		7 Laps at start		7 Laps at start										
8	7'30.907	21.864	35.168	21.728	32.049	171.1								
9	1'41.492	17.324	31.962	20.977	31.229	341.7								
10	1'40.930	17.146	31.849	20.788	31.147	341.7								
11	1'40.930	17.139	31.812	20.781	31.198	341.7								
12	1'40.893	17.079	31.863	20.693	31.258	341.7								
13	1'40.917	17.086	31.915	20.721	31.195	340.6								
14	1'40.990	17.089	31.999	20.716	31.186	340.6								
15	1'40.929	17.117	31.930	20.720	31.162	340.6								
16	2'01.424 P	17.965	35.868	22.734	44.857	335.4								
Run #	3	Front Tyre	Slick-Soft	Rear Tyre	Slick-Medium									
		16 Laps at start		16 Laps at start										
17	6'18.133	22.823	36.257	21.345	31.756	173.0								
18	1'41.709	17.252	32.274	20.859	31.324	343.9								
19	1'41.345	17.048	31.957	20.976	31.364	343.9								
20	1'41.371	17.066	32.082	20.897	31.326	342.8								
5th	5	Johann ZARCO				DUCATI	FRA							
Pramac Racing														
Runs=3 Total laps=19 Full laps=14														
Run #	1	Front Tyre	Slick-Soft	Rear Tyre	Slick-Medium									
		New Tyre		New Tyre										
1	2'24.668	21.197	35.596	22.603	32.962	187.5								
2	1'43.174	17.755	32.513	21.236	31.670	307.6								
3	1'41.763	17.139	32.012	20.880	31.732	346.1								
4	1'41.501	17.056	32.118	20.872	31.455	346.1								
5	1'41.189	17.071	31.997	20.823	31.298	341.7								
6	1'46.315	17.216	34.318	23.075	31.706	348.3								
7	1'40.825	17.039	31.763	20.719	31.304	345.0								
8	1'54.148 P	17.179	32.860	21.024	43.085	342.8								
Run #	2	Front Tyre	Slick-Soft	Rear Tyre	Slick-Medium									
		8 Laps at start		8 Laps at start										
9	10'33.031	23.776	34.411	21.370	31.487	175.3								
10	1'40.767	17.054	31.891	20.693	31.129	342.8								
11	1'41.957	17.109	32.041	21.171	31.636	335.4								
12	1'41.197	17.085	32.024	20.828	31.260	347.2								
13	1'40.840	17.019	31.914	20.729	31.178	345.0								
14	1'56.253 P	17.533	33.796	22.311	42.613	334.3								
Run #	3	Front Tyre	Slick-Soft	Rear Tyre	Slick-Medium									
		14 Laps at start		14 Laps at start										
7th	88	Miguel OLIVEIRA				KTM	POR							
Red Bull KTM Factory Racing														
Runs=4 Total laps=18 Full laps=11														
Run #	1	Front Tyre	Slick-Soft	Rear Tyre	Slick-Medium									
		New Tyre		New Tyre										
1	2'24.163	21.732	35.012	22.649	33.573	203.0								
2	1'54.864 P	17.594	32.694	21.359	43.217	315.7								
Run #	2	Front Tyre	Slick-Soft	Rear Tyre	Slick-Medium									
		2 Laps at start		2 Laps at start										
3	4'50.878	20.570	33.457	21.442	31.957	212.5								
4	1'41.548	17.252	31.972	20.918	31.406	338.5								
5	1'41.356	17.236	31.914	20.917	31.289	338.5								
6	1'41.183	17.115	31.985	20.801	31.282	337.5								
7	1'40.927	16.983	31.828	20.765	31.351	337.5								
8	1'55.036 P	17.548	33.769	21.643	42.076	337.5								
Run #	3	Front Tyre	Slick-Soft	Rear Tyre	Slick-Medium									
		8 Laps at start		8 Laps at start										
9	8'14.686	20.832	33.237	21.238	31.560	214.7								
10	1'41.537	17.277	32.126	20.786	31.348	346.1								
11	1'41.332	17.126	31.985	20.806	31.415	341.7								

Fastest Lap: Aleix ESPARGARO Aprilia Racing Team SPA **1'40.378** 17.057 31.695 20.614 31.012

These data/results cannot be reproduced, stored and/or transmitted in whole or in part by any manner of electronic, mechanical, photocopying, recording, broadcasting or otherwise now known or herein after developed without the previous express consent by the copyright owner, except for reproduction in daily press and regular printed publications on sale to the public within 60 days of the event related to those data/results and always provided that copyright symbol appears together as follows below.
© DORNA, 2021

Official MotoGP Timing by TISSOT
www.motogp.com

Barcelona, Friday, June 04, 2021

Page 2 of 6



Free Practice Nr. 1

MotoGP

Lap	Lap Time	T1	T2	T3	T4	Speed	Lap	Lap Time	T1	T2	T3	T4	Speed
12	1'41.016	17.072	31.872	20.799	31.273	335.4	14	1'41.853	17.127	32.136	21.091	31.499	348.3
13	1'41.144	17.093	31.997	20.702	31.352	329.2	15	1'53.754 P	17.113	32.147	20.916	43.578	348.3
14	1'54.836 P	17.837	33.772	21.462	41.765	319.5	Run # 3 Front Tyre Slick-Soft Rear Tyre Slick-Medium						
Run # 4 Front Tyre Slick-Soft Rear Tyre Slick-Medium						15 Laps at start 15 Laps at start							
14 Laps at start 14 Laps at start													
15	5'26.384	20.300	32.899	21.278	31.707	219.0	16	5'12.164	20.157	33.320	21.290	31.658	192.8
16	1'47.183	17.133	32.219	24.011	33.820	341.7	17	1'41.277	17.093	32.008	20.779	31.397	348.3
17	1'41.652	17.097	32.159	20.846	31.550	337.5	18	1'49.769	18.017	33.419	24.633	33.700	351.7
18	1'41.978	17.202	32.313	20.909	31.554	345.0	19	1'41.387	17.030	32.062	20.863	31.432	347.2
							20	1'41.301	17.050	32.057	20.771	31.423	346.1

8th **36** **Joan MIR** SUZUKI SPA
Team SUZUKI ECSTAR
Runs=3 Total laps=16 Full laps=11

Run #	1	Front Tyre	Slick-Soft	Rear Tyre	Slick-Medium	Speed
			New Tyre	New Tyre		
1	2'27.407	20.620	34.016	21.900	32.353	189.1
2	1'42.396	17.657	32.148	21.106	31.485	322.3
3	1'41.722	17.223	31.957	21.103	31.439	336.4
4	1'42.767	17.233	33.303	20.952	31.279	346.1
5	1'40.960	17.218	31.866	20.757	31.119	340.6
6	1'41.503	17.153	32.032	21.013	31.305	346.1
7	1'53.630 P	17.186	31.884	20.974	43.586	342.8
Run # 2 Front Tyre Slick-Soft Rear Tyre Slick-Medium						
7 Laps at start 7 Laps at start						
8	6'53.664	20.169	33.125	21.424	31.579	193.5
9	1'41.722	17.388	32.147	20.932	31.255	341.7
10	1'41.146	17.103	31.950	20.923	31.170	346.1
11	1'56.213 P	17.757	33.374	21.509	43.573	341.7
Run # 3 Front Tyre Slick-Soft Rear Tyre Slick-Medium						
11 Laps at start 11 Laps at start						
12	13'55.999	19.434	33.058	21.240	31.722	193.2
13	1'41.641	17.297	32.099	20.876	31.369	341.7
14	1'41.327	17.147	32.022	20.816	31.342	342.8
15	1'41.469	17.127	32.057	20.942	31.343	347.2
16	1'41.437	17.162	32.031	20.836	31.408	345.0

9th **43** **Jack MILLER** DUCATI AUS
Ducati Lenovo Team
Runs=3 Total laps=20 Full laps=15

Run #	1	Front Tyre	Slick-Soft	Rear Tyre	Slick-Medium	Speed
			New Tyre	New Tyre		
1	2'01.701	19.758	34.144	22.058	32.470	219.9
2	1'43.267	17.596	32.406	21.405	31.860	350.6
3	1'42.104	17.227	32.186	21.163	31.528	352.9
4	1'41.529	17.229	32.029	20.990	31.281	346.1
5	1'41.326	17.198	32.046	20.870	31.212	351.7
6	1'41.538	17.049	31.992	20.874	31.623	349.5
7	1'49.051	17.225	38.740	21.389	31.697	349.5
8	1'41.824	17.403	32.100	20.958	31.363	345.0
9	1'41.282	17.007	31.924	20.868	31.483	350.6
10	1'40.991	16.987	31.950	20.835	31.219	349.5
11	1'50.707 P	16.934	32.006	20.767	41.000	349.5
Run # 2 Front Tyre Slick-Soft Rear Tyre Slick-Medium						
11 Laps at start 11 Laps at start						
12	9'48.457	19.944	34.269	21.775	32.204	203.0
13	1'42.278	17.370	32.326	20.899	31.683	347.2

10th **63** **Francesco BAGNAIA** DUCATI ITA
Ducati Lenovo Team
Runs=3 Total laps=18 Full laps=12

Run #	1	Front Tyre	Slick-Soft	Rear Tyre	Slick-Medium	Speed
			New Tyre	New Tyre		
1	2'32.527	21.480	35.090	22.386	33.483	182.4
2	1'43.243	17.555	32.456	21.424	31.808	332.3
3	1'41.858	17.441	32.066	20.954	31.397	336.4
4	1'41.741	17.304	31.945	21.019	31.473	340.6
5	1'41.349	17.343	31.937	20.854	31.215	334.3
6	1'41.466	17.204	31.964	20.839	31.459	339.6
7	1'41.264	17.256	31.901	20.790	31.317	347.2
8	2'00.787 P	20.905	35.057	22.065*	42.760	333.3
Run # 2 Front Tyre Slick-Soft Rear Tyre Slick-Medium						
8 Laps at start 8 Laps at start						
9	10'10.660	20.391	33.241	21.565	31.696	190.4
10	1'42.806	17.502	32.737	21.216	31.351	337.5
11	1'41.085	17.117	31.992	20.777	31.199	345.0
12	1'41.621	17.192	32.098	20.951	31.380	347.2
13	1'53.690 P	17.156	31.946	20.965	43.623	346.1
Run # 3 Front Tyre Slick-Soft Rear Tyre Slick-Medium						
13 Laps at start 13 Laps at start						
14	6'36.746	19.876	33.202	21.220	31.728	207.6
15	1'41.894 *	17.408	32.118	20.969	31.399*	341.7
16	1'45.594	17.248	32.105	20.928	35.313	342.8
17	1'42.006	17.275	32.105	21.119	31.507	333.3
18	1'41.637	17.106	32.004	21.040	31.487	346.1

11th **30** **Takaaki NAKAGAMI** HONDA JPN
LCR Honda IDEMITSU
Runs=3 Total laps=20 Full laps=14

Run #	1	Front Tyre	Slick-Soft	Rear Tyre	Slick-Medium	Speed
			New Tyre	New Tyre		
1	2'25.178	23.482	36.281	24.293	34.975	159.7
2	1'43.567	17.791	32.498	21.331	31.947	309.4
3	1'42.217	17.481	32.108	21.196	31.432	331.2
4	1'41.787	17.296	31.912	20.885	31.694	335.4
5	1'41.134	17.231	31.896	20.726	31.281	329.2
6	1'41.298	17.232	31.863	20.903	31.300	340.6
7	1'44.794	17.827	33.355	22.192	31.420	343.9
8	1'52.780 P	17.277	31.962	20.871	42.670	338.5
Run # 2 Front Tyre Slick-Soft Rear Tyre Slick-Medium						
8 Laps at start 8 Laps at start						
9	8'03.899	19.646	33.868	21.482	31.726	193.2
10	1'42.002	17.480	32.202	20.958	31.362	342.8
11	1'41.448	17.222	32.049	20.836	31.341	341.7

Fastest Lap: Aleix ESPARGARO Aprilia Racing Team SPA 1'40.378 17.057 31.695 20.614 31.012

These data/results cannot be reproduced, stored and/or transmitted in whole or in part by any manner of electronic, mechanical, photocopying, recording, broadcasting or otherwise now known or herein after developed without the previous express consent by the copyright owner, except for reproduction in daily press and regular printed publications on sale to the public within 60 days of the event related to those data/results and always provided that copyright symbol appears together as follows below.
© DORNA, 2021



Free Practice Nr. 1

MotoGP

Lap	Lap Time	T1	T2	T3	T4	Speed	Lap	Lap Time	T1	T2	T3	T4	Speed
12	1'42.689	17.123	33.068	21.010	31.488	345.0	11	1'43.576	17.326	32.276	20.890	33.084	325.3
13	1'41.176	17.158	31.918	20.826	31.274	342.8	12	1'45.611	17.569	34.078	21.705	32.259	346.1
14	1'41.342	17.262	32.006	20.827	31.247	343.9	13	1'45.052	17.146	32.239	20.853	34.814	345.0
15	1'41.441	17.226	32.004	20.877	31.334	342.8	14	1'57.397 P	17.563	34.860	22.368	42.606	346.1
16	1'59.027 P	17.694	35.917	22.598	42.818	345.0	Run # 3 Front Tyre Slick-Soft Rear Tyre Slick-Medium						
Run # 3		Front Tyre Slick-Soft Rear Tyre Slick-Medium				14 Laps at start		14 Laps at start					
		16 Laps at start				16 Laps at start							
17	5'33.818	22.095	33.839	21.735	33.568	183.9	15	6'46.361	21.432	33.980	21.479	32.083	180.0
18	1'42.209	17.498	32.287	20.881	31.543	338.5	16	1'42.205	17.249	32.442	20.939	31.575	342.8
19	1'41.303 *	17.097	31.976	20.821	31.409*	339.6	17	1'46.054	17.417	33.526	21.591	33.520	340.6
20	1'42.407	17.134	32.920	21.030	31.323	345.0	18	1'45.249	17.753	33.362	21.150	32.984	343.9
							19	1'41.960	17.142	32.448	20.839	31.531	345.0
							20	1'43.066	17.183	32.383	21.439	32.061	343.9

12th 89 Jorge MARTIN
Pramac Racing DUCATI SPA

Runs=4 Total laps=15 Full laps=8

Run #	1	Front Tyre	Slick-Soft	Rear Tyre	Slick-Medium	New Tyre	New Tyre
1	2'20.362	20.666	36.279	22.892	33.391	227.3	
2	1'45.520	17.863	33.286	21.869	32.502	336.4	
3	1'44.040	17.378	32.879	21.558	32.225	337.5	
4	1'42.722	17.295	32.392	21.144	31.891	337.5	
5	1'50.837	18.115	35.738	21.302	35.682	348.3	
6	1'58.709 P	19.158	34.372	21.582	43.597	343.9	
Run # 2		Front Tyre Slick-Soft Rear Tyre Slick-Medium				6 Laps at start	
7	9'18.959 *	20.027	36.651	21.913*	32.436	222.6	
8	1'56.857 P	17.920	32.708	21.743	44.486	326.2	
Run # 3		Front Tyre Slick-Soft Rear Tyre Slick-Medium				8 Laps at start	
9	7'27.879	19.583	33.761	21.605	32.304	177.3	
10	1'42.932	17.283	32.669	21.202	31.778	343.9	
11	1'42.148	17.025	32.285	21.065	31.773	348.3	
12	1'59.334 P	18.072	34.214	23.906	43.142	350.6	
Run # 4		Front Tyre Slick-Soft Rear Tyre Slick-Medium				12 Laps at start	
13	6'46.792	20.348	36.006	25.003	33.026	198.8	
14	1'41.628	17.136	32.214	20.920	31.358	342.8	
15	1'41.185	16.924	31.955	20.834	31.472	348.3	

13th 93 Marc MARQUEZ
Repsol Honda Team HONDA SPA

Runs=3 Total laps=20 Full laps=15

Run #	1	Front Tyre	Slick-Soft	Rear Tyre	Slick-Medium	New Tyre	New Tyre
1	2'02.454	21.525	34.566	21.768	32.238	177.0	
2	1'43.320	17.623	32.683	21.357	31.657	326.2	
3	1'41.906	17.354	31.984	21.263	31.305	337.5	
4	1'41.277	17.197	32.146	20.786	31.148	341.7	
5	1'41.505	17.397	32.184	20.769	31.155	341.7	
6	1'41.208	17.235	32.006	20.787	31.180	337.5	
7	2'00.290 P	17.683	38.269	21.753	42.585	339.6	
Run # 2		Front Tyre Slick-Soft Rear Tyre Slick-Medium				7 Laps at start	
8	7'07.157	23.647	34.099	21.421	31.996	131.5	
9	1'42.009	17.461	32.402	20.854	31.292	341.7	
10	1'42.175	17.656	32.217	20.786	31.516	346.1	

14th 9 Danilo PETRUCCI
Tech 3 KTM Factory Racing KTM ITA

Runs=3 Total laps=20 Full laps=15

Run #	1	Front Tyre	Slick-Soft	Rear Tyre	Slick-Medium	New Tyre	New Tyre
1	2'03.941	21.516	34.473	21.748	32.271	194.9	
2	1'43.044	17.616	32.207	21.133	32.088	326.2	
3	1'42.069	17.299	32.198	21.076	31.496	334.3	
4	1'47.937	17.425	32.095	21.063	37.354	321.4	
5	1'41.771	17.309	32.134	20.963	31.365	339.6	
6	1'47.700	19.083	36.008	21.058	31.551	346.1	
7	1'57.888 P	18.044	34.849	22.735	42.260	342.8	
Run # 2		Front Tyre Slick-Soft Rear Tyre Slick-Medium				7 Laps at start	
8	7'11.002	20.859	33.595	22.433	33.574	162.1	
9	1'41.454	17.389	31.885	20.926	31.254	341.7	
10	1'42.725	17.537	31.934	21.477	31.777	341.7	
11	1'41.542	17.260	31.947	20.974	31.361	342.8	
12	1'44.187	17.262	32.816	22.412	31.697	341.7	
13	1'41.340	17.240	32.027	20.844	31.229	339.6	
14	2'00.998 P	17.937	36.916	23.048	43.097	334.3	
Run # 3		Front Tyre Slick-Soft Rear Tyre Slick-Medium				14 Laps at start	
15	7'11.944	22.374	36.479	23.384	36.222	136.5	
16	1'47.041	17.464	34.011	22.350	33.216	335.4	
17	1'41.254	17.201	31.977	20.817	31.259	340.6	
18	1'42.329	17.249	32.568	21.102	31.410	340.6	
19	1'41.499	17.237	32.014	20.819	31.429	340.6	
20	1'41.596	17.174	32.158	20.868	31.396	342.8	

15th 46 Valentino ROSSI
Petronas Yamaha SRT YAMAHA ITA

Runs=3 Total laps=20 Full laps=15

Run #	1	Front Tyre	Slick-Soft	Rear Tyre	Slick-Medium	New Tyre	New Tyre
1	2'28.212	20.429	34.470	21.906	32.290	203.7	
2	1'42.873	17.891	32.338	21.003	31.641	326.2	
3	1'41.959	17.348	32.126	20.927	31.558	341.7	
4	1'41.780	17.446	31.964	20.938	31.432	341.7	
5	1'41.267	17.227	31.935	20.889	31.216	340.6	
6	1'44.036	17.645	33.510	21.065	31.816	343.9	
7	1'41.814	17.370	32.044	20.919	31.481	338.5	
8	1'58.438 P	17.981	35.712	22.256	42.489	338.5	

Fastest Lap: Aleix ESPARGARO Aprilia Racing Team SPA 1'40.378 17.057 31.695 20.614 31.012

These data/results cannot be reproduced, stored and/or transmitted in whole or in part by any manner of electronic, mechanical, photocopying, recording, broadcasting or otherwise now known or herein after developed without the previous express consent by the copyright owner, except for reproduction in daily press and regular printed publications on sale to the public within 60 days of the event related to those data/results and always provided that copyright symbol appears together as follows below.
© DORNA, 2021



Free Practice Nr. 1

MotoGP

Lap	Lap Time	T1	T2	T3	T4	Speed	Lap	Lap Time	T1	T2	T3	T4	Speed
Run # 2	Front Tyre Slick-Soft	Rear Tyre Slick-Medium			8 Laps at start		7	1'41.699	17.215	32.090	20.944	31.450	329.2
9	7'41.749	20.812	33.978	21.527	31.837	166.4	8	1'49.362	17.201	33.170	22.055	36.936	332.3
10	1'42.142	17.400	32.141	20.969	31.632	336.4	9	1'41.363	17.062	32.117	20.808	31.376	342.8
11	1'42.161	17.354	32.182	21.042	31.583	338.5	10	1'55.136 P	17.727	33.230	22.094	42.085	333.3
12	1'48.174	19.640	34.630	21.846	32.058	337.5	Run # 2	Front Tyre missing data	Rear Tyre missing data			10 Laps at start	
13	1'42.003	17.347	32.142	21.020	31.494	338.5	11	14'31.449	19.718	34.956	21.741	32.084	197.4
14	1'45.812	18.399	34.353	21.238	31.822	340.6	12	1'41.973	17.288	32.178	20.878	31.629	339.6
15	1'41.901	17.372	32.163	20.913	31.453	339.6	13	1'42.551	17.331	32.109	20.922	32.189	335.4
16	1'57.649 P	17.650	35.441	22.140	42.418	338.5	14	1'52.182	17.156	35.159	21.796	38.071	341.7
Run # 3	Front Tyre Slick-Soft	Rear Tyre Slick-Medium			16 Laps at start		15	1'41.706	17.183	32.202	20.897	31.424	335.4
17	5'36.197	19.124	35.767	22.187	33.192	221.3	16	1'41.545	17.162	32.066	20.898	31.419	336.4
18	1'42.633	17.520	32.426	20.932	31.755	337.5	17	1'45.935	17.051	35.392	21.787	31.705	343.9
19	1'42.175	17.301	32.151	20.976	31.747	341.7	18	1'43.307	17.135	33.266	21.261	31.645	340.6
20	1'42.137	17.382	32.164	20.932	31.659	339.6	19	1'41.622	17.146	32.153	20.924	31.399	343.9

16th 27 Iker LECUONA KTM SPA
Tech 3 KTM Factory Racing

Runs=3 Total laps=18 Full laps=13

Run #	1	Front Tyre	Slick-Soft	Rear Tyre	Slick-Medium	Speed
1	2'03.327	19.862	33.953	21.789	31.984	215.5
2	1'43.205	17.592	32.358	21.380	31.875	316.7
3	1'41.760	17.330	31.927	21.299	31.204	328.2
4	1'42.060	17.479	32.001	21.107	31.473	310.3
5	1'41.357	17.253	31.911	20.967	31.226	340.6
6	1'41.543	17.200	31.966	21.081	31.296	328.2
7	1'54.808 P	17.760	33.747	21.223	42.078	327.2
Run # 2	Front Tyre Slick-Soft	Rear Tyre Slick-Medium			7 Laps at start	
8	10'35.553	20.032	32.823	21.280	35.504	170.3
9	1'41.922	17.223	32.295	21.056	31.348	326.2
10	1'41.682	17.187	32.024	21.038	31.433	335.4
11	1'41.439	17.348	32.002	20.869	31.220	333.3
12	1'41.663	17.289	32.161	20.881	31.332	337.5
13	1'54.707 P	17.308	32.156	22.463	42.780	337.5
Run # 3	Front Tyre Slick-Medium	Rear Tyre Slick-Medium			13 Laps at start	
14	7'14.293	19.065	32.772	21.277	31.504	212.1
15	1'41.573	17.505	32.071	20.813	31.184	326.2
16	1'41.681	17.281	32.093	20.926	31.381	336.4
17	1'41.828	17.211	32.159	21.007	31.451	328.2
18	1'41.421	17.212	32.118	20.838	31.253	333.3

17th 23 Enea BASTIANINI DUCATI ITA
Avintia Esponsorama

Runs=2 Total laps=19 Full laps=16

Run #	1	Front Tyre	missing data	Rear Tyre	missing data	Speed
1	2'10.497	20.697	35.079	22.211	33.372	214.2
2	1'44.096	17.786	32.876	21.335	32.099	324.3
3	1'42.607	17.319	32.457	21.015	31.816	329.2
4	1'42.247	17.262	32.337	20.989	31.659	340.6
5	1'43.370	17.600	33.005	21.088	31.677	345.0
6	1'41.809	17.235	32.157	20.931	31.486	331.2

18th 73 Alex MARQUEZ HONDA SPA
LCR Honda CASTROL

Runs=3 Total laps=21 Full laps=16

Run #	1	Front Tyre	Slick-Soft	Rear Tyre	Slick-Medium	Speed
1	2'02.101	21.187	34.368	22.012	32.363	208.8
2	1'42.949	17.584	32.521	21.160	31.684	332.3
3	1'42.877	17.675	32.345	21.508	31.349	338.5
4	1'41.437	17.276	32.049	20.897	31.215	332.3
5	1'42.532	17.321	32.038	20.756	32.417	335.4
6	1'42.155	17.454	32.054	20.856	31.791	325.3
7	1'51.549 P	17.312	32.169	20.891	41.177	339.6
Run # 2	Front Tyre Slick-Soft	Rear Tyre Slick-Medium			7 Laps at start	
8	7'12.835	22.662	34.538	22.183	32.105	169.5
9	1'42.567	17.514	32.575	20.943	31.535	345.0
10	1'42.159	17.443	32.234	20.892	31.590	343.9
11	1'41.653	17.237	32.140	20.848	31.428	347.2
12	1'43.584	17.698	33.420	21.098	31.368	346.1
13	1'41.564	17.238	32.169	20.853	31.304	338.5
14	1'51.116 P	17.164	32.156	20.851	40.945	342.8
Run # 3	Front Tyre Slick-Soft	Rear Tyre Slick-Medium			14 Laps at start	
15	6'19.948	19.863	33.545	21.374	31.869	217.3
16	1'45.310	17.378	32.519	20.987	34.426	340.6
17	1'42.287	17.396	32.511	20.843	31.537	342.8
18	1'41.823	17.209	32.310	20.809	31.495	345.0
19	1'41.874	17.195	32.227	20.968	31.484	346.1
20	1'41.668	17.165	32.242	20.822	31.439	346.1
21	1'41.840	17.289	32.275	20.818	31.458	346.1

19th 10 Luca MARINI DUCATI ITA
SKY VR46 Avintia

Runs=3 Total laps=19 Full laps=14

Run #	1	Front Tyre	Slick-Soft	Rear Tyre	Slick-Medium	Speed
1	2'00.604	20.894	34.925	22.596	33.119	219.0
2	1'44.223	17.786	32.997	21.435	32.005	327.2
3	1'43.870	17.698	32.425	21.971	31.776	328.2
4	1'42.348	17.450	32.253	21.030	31.615	324.3

Fastest Lap: Aleix ESPARGARO Aprilia Racing Team SPA 1'40.378 17.057 31.695 20.614 31.012

These data/results cannot be reproduced, stored and/or transmitted in whole or in part by any manner of electronic, mechanical, photocopying, recording, broadcasting or otherwise now known or herein after developed without the previous express consent by the copyright owner, except for reproduction in daily press and regular printed publications on sale to the public within 60 days of the event related to those data/results and always provided that copyright symbol appears together as follows below.
© DORNA, 2021



Free Practice Nr. 1

MotoGP

Lap	Lap Time	T1	T2	T3	T4	Speed	Lap	Lap Time	T1	T2	T3	T4	Speed			
5	1'41.982	17.300	32.241	21.034	31.407	338.5	3	1'42.753	17.562	32.144	21.230	31.817	328.2			
6	1'46.825	17.318	33.080	22.788	33.639	332.3	4	1'44.280	17.463	34.029	21.208	31.580	339.6			
7	1'52.764 P	17.613	32.479	21.134	41.538	343.9	5	1'46.906	17.541	32.250	21.297	35.818	332.3			
Run # 2		Front Tyre Slick-Soft				Rear Tyre Slick-Medium										
		7 Laps at start				7 Laps at start										
8	7'23.481	20.205	34.173	21.991	37.705	187.5	Run # 2		Front Tyre Slick-Soft				Rear Tyre Slick-Medium			
9	1'42.219	17.393	32.391	20.974	31.461	335.4			7 Laps at start				7 Laps at start			
10	1'41.753	17.191	32.180	21.014	31.368	339.6	8	6'52.227	20.018	33.635	21.975	32.696	177.9			
11	1'41.464	17.217	32.154	20.792	31.301	336.4	9	1'41.970	17.518	32.039	21.050	31.363	331.2			
12	1'41.886	17.264	32.158	20.918	31.546	336.4	10	1'41.784	17.356	32.073	20.955	31.400	329.2			
13	1'42.338	17.228	32.229	21.277	31.604	341.7	11	1'43.589	17.309	32.316	22.400	31.564	341.7			
14	2'02.107 P	19.357	37.239	22.356	43.155	342.8	12	1'42.158	17.387	32.196	21.107	31.468	334.3			
Run # 3		Front Tyre Slick-Soft				Rear Tyre Slick-Medium										
		14 Laps at start				14 Laps at start										
15	8'03.328	20.037	33.211	21.231	31.756	218.1	13	2'01.901 P	17.794	36.819	22.143*	45.145	327.2			
16	1'41.808	17.415	32.140	20.924	31.329	331.2	Run # 3		Front Tyre Slick-Soft				Rear Tyre Slick-Medium			
17	1'46.115	17.260	32.104	20.945	35.806	337.5			13 Laps at start				13 Laps at start			
18	1'41.487	17.205	32.043	20.886	31.353	336.4	14	9'45.378	24.475	33.158	21.379	31.631	125.8			
19	1'41.500	17.165	32.041	20.943	31.351	335.4	15	1'41.977	17.430	32.146	21.015	31.386	328.2			
										16	1'45.995	17.276	32.139	21.084	35.496	339.6
										17	1'41.744	17.266	32.037	20.962	31.479	333.3
										18	1'45.205	17.345	33.180	22.995	31.685	333.3

20th 33 Brad BINDER KTM RSA
Red Bull KTM Factory Racing

Runs=3 Total laps=19 Full laps=14

Run #	1	Front Tyre	Slick-Soft	Rear Tyre	Slick-Medium	New Tyre			
1	2'09.315	21.417	34.792	22.397	32.875	193.8			
2	1'43.199	17.825	32.451	21.165	31.758	327.2			
3	1'41.807	17.248	32.108	20.934	31.517	340.6			
4	1'42.057	17.243	32.374	20.958	31.482	341.7			
5	1'41.707	17.386	32.039	20.864	31.418	349.5			
6	1'47.807	19.409	35.934	20.977	31.487	349.5			
7	1'59.795 P	19.183	36.451	21.061	43.100	348.3			
Run # 2		Front Tyre Slick-Soft				Rear Tyre Slick-Medium			
		7 Laps at start				7 Laps at start			
8	9'20.516	23.838	33.376	21.339	31.954	134.6			
9	1'42.401	17.491	32.146	20.883	31.881	340.6			
10	1'41.888	17.210	31.951	20.737	31.990	347.2			
11	1'41.512	17.184	32.014	20.827	31.487	345.0			
12	1'41.535	17.138	32.027	20.889	31.481	346.1			
13	1'45.694	17.216	32.154	20.717	35.607	346.1			
14	1'54.296 P	17.263	32.221	20.960	43.852	341.7			
Run # 3		Front Tyre Slick-Soft				Rear Tyre Slick-Medium			
		14 Laps at start				14 Laps at start			
15	7'02.668	19.716	32.948	21.159	31.885	182.7			
16	1'44.935	17.197	32.118	21.215	34.405	343.9			
17	1'42.513	17.368	32.039	21.324	31.782	330.2			
18	1'41.852	17.071	32.265	20.947	31.569	348.3			
19	1'41.531	17.065	32.108	20.795	31.563	343.9			

21st 32 Lorenzo SAVADORI APRILIA ITA
Aprilia Racing Team Gresini

Runs=3 Total laps=18 Full laps=13

Run #	1	Front Tyre	Slick-Soft	Rear Tyre	Slick-Medium	New Tyre
1	2'24.952	24.175	37.828	22.752	32.842	152.3
2	1'44.020	18.169	32.521	21.494	31.836	299.1

Fastest Lap: Aleix ESPARGARO Aprilia Racing Team SPA 1'40.378 17.057 31.695 20.614 31.012

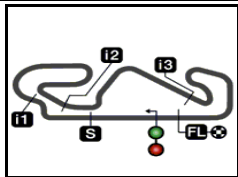
These data/results cannot be reproduced, stored and/or transmitted in whole or in part by any manner of electronic, mechanical, photocopying, recording, broadcasting or otherwise now known or herein after developed without the previous express consent by the copyright owner, except for reproduction in daily press and regular printed publications on sale to the public within 60 days of the event related to those data/results and always provided that copyright symbol appears together as follows below.
© DORNA, 2021

Official MotoGP Timing by TISSOT
www.motogp.com

Barcelona, Friday, June 04, 2021

Page 6 of 6





4657 m.

GRAN PREMI MONSTER ENERGY DE CATALUNYA

Free Practice Nr. 1

Best Partial Times

MotoGP™

IT Ideal Lap Time, sum of the best partial times*BT* Best Lap Time

<i>T1</i>		<i>T2</i>		<i>T3</i>		<i>T4</i>				<i>IT</i>	<i>BT</i>	
Pos	Rider	Time	Rider	Time	Rider	Time	Rider	Time	Pos	Rider		
1	J.MARTIN	16.924	F.MORBIDELLI	31.498	A.ESPARGARO	20.614	A.ESPARGARO	31.012	1	F.MORBIDELLI	1'40.268	1'40.402 (2)
2	J.MILLER	16.934	A.ESPARGARO	31.695	F.MORBIDELLI	20.683	F.MORBIDELLI	31.038	2	A.ESPARGAR	1'40.378	1'40.378 (1)
3	J.ZARCO	16.980	J.ZARCO	31.763	J.ZARCO	20.693	P.ESPARGARO	31.113	3	J.ZARCO	1'40.565	1'40.767 (5)
4	M.VIÑALES	16.982	P.ESPARGARO	31.765	F.QUARTARARO	20.693	J.MIR	31.119	4	P.ESPARGAR	1'40.586	1'40.751 (3)
5	M.OLIVEIRA	16.983	M.VIÑALES	31.772	P.ESPARGARO	20.696	J.ZARCO	31.129	5	M.VIÑALES	1'40.674	1'40.753 (4)
6	P.ESPARGARO	17.012	F.QUARTARARO	31.809	M.OLIVEIRA	20.702	F.QUARTARARO	31.147	6	F.QUARTARAR	1'40.697	1'40.853 (6)
7	F.QUARTARARO	17.048	M.OLIVEIRA	31.828	M.VIÑALES	20.706	M.MARQUEZ	31.148	7	M.OLIVEIRA	1'40.786	1'40.927 (7)
8	F.MORBIDELLI	17.049	T.NAKAGAMI	31.863	B.BINDER	20.717	I.LECUONA	31.184	8	J.MILLER	1'40.837	1'40.991 (9)
9	E.BASTIANINI	17.051	J.MIR	31.866	T.NAKAGAMI	20.726	F.BAGNAIA	31.199	9	J.MIR	1'40.845	1'40.960 (8)
10	A.ESPARGARO	17.057	D.PETRUCCI	31.885	A.MARQUEZ	20.756	J.MILLER	31.212	10	T.NAKAGAMI	1'40.933	1'41.134 (11)
11	B.BINDER	17.065	F.BAGNAIA	31.901	J.MIR	20.757	M.VIÑALES	31.214	11	F.BAGNAIA	1'40.983	1'41.085 (10)
12	T.NAKAGAMI	17.097	I.LECUONA	31.911	J.MILLER	20.767	A.MARQUEZ	31.215	12	M.MARQUEZ	1'41.043	1'41.208 (13)
13	J.MIR	17.103	J.MILLER	31.924	M.MARQUEZ	20.769	V.ROSSI	31.216	13	J.MARTIN	1'41.071	1'41.185 (12)
14	F.BAGNAIA	17.106	V.ROSSI	31.935	F.BAGNAIA	20.777	D.PETRUCCI	31.229	14	I.LECUONA	1'41.095	1'41.357 (16)
15	M.MARQUEZ	17.142	B.BINDER	31.951	L.MARINI	20.792	T.NAKAGAMI	31.247	15	D.PETRUCCI	1'41.105	1'41.254 (14)
16	A.MARQUEZ	17.164	J.MARTIN	31.955	E.BASTIANINI	20.808	M.OLIVEIRA	31.273	16	B.BINDER	1'41.151	1'41.512 (20)
17	L.MARINI	17.165	M.MARQUEZ	31.984	I.LECUONA	20.813	L.MARINI	31.301	17	A.MARQUEZ	1'41.173	1'41.437 (18)
18	D.PETRUCCI	17.174	L.SAVADORI	32.037	D.PETRUCCI	20.817	J.MARTIN	31.358	18	V.ROSSI	1'41.267	1'41.267 (15)
19	I.LECUONA	17.187	A.MARQUEZ	32.038	J.MARTIN	20.834	L.SAVADORI	31.363	19	L.MARINI	1'41.299	1'41.464 (19)
20	V.ROSSI	17.227	L.MARINI	32.041	V.ROSSI	20.889	E.BASTIANINI	31.376	20	E.BASTIANINI	1'41.301	1'41.363 (17)
21	L.SAVADORI	17.266	E.BASTIANINI	32.066	L.SAVADORI	20.955	B.BINDER	31.418	21	L.SAVADORI	1'41.621	1'41.744 (21)

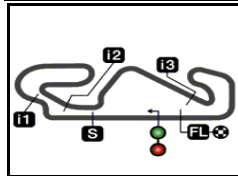
These data/results cannot be reproduced, stored and/or transmitted in whole or in part by any manner of electronic, mechanical, photocopying, recording, broadcasting or otherwise now known or herein after developed without the previous express consent by the copyright owner, except for reproduction in daily press and regular printed publications on sale to the public within 60 days of the event related to those data/results and always provided that copyright symbol appears together as follows below.

© DORNA, 2021

Official MotoGP Timing by TISSOT

www.motogp.com





4657 m.

GRAN PREMI MONSTER ENERGY DE CATALUNYA**Free Practice Nr. 1****Fastest Laps Sequence**

<i>Practice Time</i>	 <i>Rider</i>	<i>Nation</i>	<i>Motorcycle</i>	<i>Time</i>	<i>Km/h</i>	<i>Rider's Lap</i>
3'37.506	12 Maverick VIÑALES	SPA	YAMAHA	1'43.426	162.0	2
3'44.968	43 Jack MILLER	AUS	DUCATI	1'43.267	162.3	2
3'45.050	73 Alex MARQUEZ	SPA	HONDA	1'42.949	162.8	2
4'09.803	36 Joan MIR	SPA	SUZUKI	1'42.396	163.7	2
4'14.179	41 Aleix ESPARGARO	SPA	APRILIA	1'42.318	163.8	2
5'27.072	43 Jack MILLER	AUS	DUCATI	1'42.104	164.1	3
5'27.680	93 Marc MARQUEZ	SPA	HONDA	1'41.906	164.5	3
5'28.129	44 Poli ESPARGARO	SPA	HONDA	1'41.724	164.8	3
5'51.525	36 Joan MIR	SPA	SUZUKI	1'41.722	164.8	3
6'08.959	21 Franco MORBIDELLI	ITA	YAMAHA	1'41.483	165.2	3
6'38.609	20 Fabio QUARTARARO	FRA	YAMAHA	1'41.357	165.4	3
7'08.957	93 Marc MARQUEZ	SPA	HONDA	1'41.277	165.5	4
7'49.877	21 Franco MORBIDELLI	ITA	YAMAHA	1'40.918	166.1	4
8'51.073	44 Poli ESPARGARO	SPA	HONDA	1'40.837	166.2	5
9'30.279	21 Franco MORBIDELLI	ITA	YAMAHA	1'40.402	166.9	5
43'47.992	41 Aleix ESPARGARO	SPA	APRILIA	1'40.378	167.0	17

These data/results cannot be reproduced, stored and/or transmitted in whole or in part by any manner of electronic, mechanical, photocopying, recording, broadcasting or otherwise now known or herein after developed without the previous express consent by the copyright owner, except for reproduction in daily press and regular printed publications on sale to the public within 60 days of the event related to those data/results and always provided that copyright symbol appears together as follows below.

© DORNA, 2021

Official MotoGP Timing by **TISSOT**
www.motogp.com

Barcelona, Friday, June 04, 2021

